



Sitara™ Bluetooth® Dimmer



Range **STDM/BT**

Overview

The Sitara Bluetooth Wireless Dimmer provides remote dimming and on/off control via a Bluetooth connection to a smart device running the iOS or Android operating systems, as well as other input devices, such as Sitara Battery Operated Wireless Wall Switches.

This wireless dimmer can be connected in parallel to other devices which incorporate Diginet MultiMate technology, such as LEDsmart* dimmers. When installed in this way, the devices synchronise with each other, allowing control from multiple points and multiple devices, both wired and wireless.

Features

Compatible with devices which included MultiMate technology

Compatible with devices which included Avi-on Bluetooth® Smart™ mesh technology

Bluetooth indicator and reset button

Dimmer commissioning button and LED indicator to verify dimmer operation and set MultiMate functions

Includes Neutral and Earth termination bars

Suitable for mounting in a ceiling void

Fits through a 90mm downlight hole

Programmable minimum and maximum level dimming levels

Compatible with dimmable LED, CFL, Halogen and incandescent loads

400W maximum load

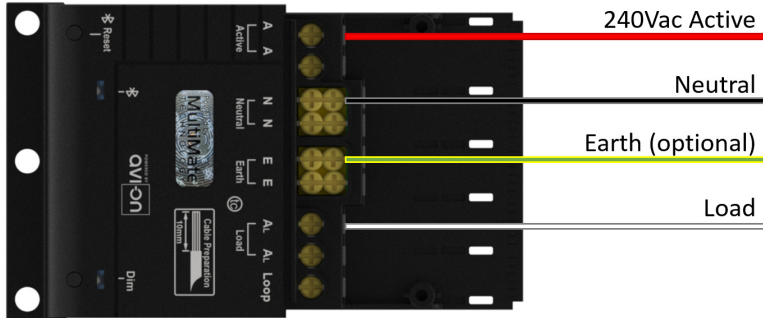
1W minimum load

Control and monitor via both iOS and Android devices







Simple Bluetooth setup with an iOS / Android device. No additional gateway required



Wiring Diagram



Specifications

Compatible Load Types			
Load Symbol	Load Type	Maximum Load	Notes
	Dimmable LED Lamps and drivers	400W	Maximum permitted number of drivers is 400W divided by driver nameplate power rating. Due to variety of LED lamp designs, maximum number of LED lamps is further dependent on power-factor result when connected to dimmer.
	Electronic Transformers	400W	
	Standard Iron-Core Transformers	250W	Due to variety of transformer designs, maximum LV lighting load is further dependent on transformer efficiency.
	Toroidal Iron-Core Transformers	300W	
	Incandescent	350W	
	Dimmable CFLs	400W	Due to variety of CFL designs, maximum number is make/model dependant.

Incompatible Load types

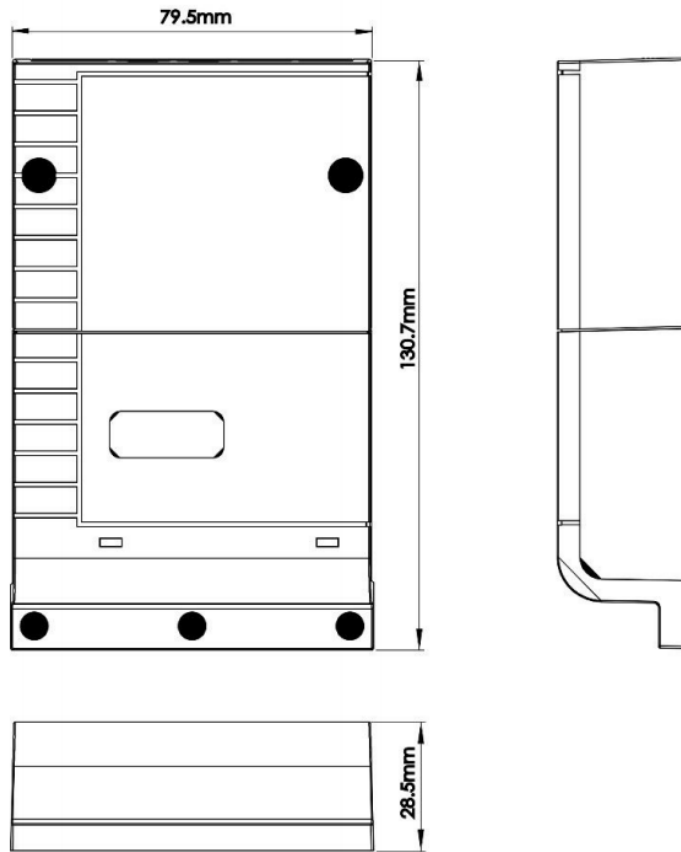
Ceiling Sweep Fans and Exhaust fans

Nominal Line Voltage Amplitude Range	
Nominal Line Voltage Amplitude Range	220-240Vac
Line Voltage Frequency	50Hz Nominal (47-53Hz)
Load Brightness Control Range	0% to 100% (typical for LED loads)
Rated Load	Refer to the 'Compatible Load Types' table (above)
Minimum Load	1W



Sitara™ Bluetooth® Dimmer

Dimensions



Approvals & Compliance



CONTACT INFORMATION

Web www.dignet.net.au
 General Enquiries: 1300 95 DALI (3254) sales@dignet.net.au
 Technical Services: 1300 95 3244 support@dignet.net.au
 Fax: 1300 95 3257

PRODUCT OF GERARD LIGHTING PTY LTD

ABN – 94 122 520 307
 96-112 Gow Street
 Padstow NSW 2211

DIGINET IS A BRAND OF GERARD LIGHTING GROUP

The product includes a **TWO-YEAR WARRANTY** against manufacturing defects. Fully warranty terms can be found here www.dignet.net.au

COPYRIGHT. ©This document is copyright to Gerard Lighting Pty Ltd. Except as permitted under relevant law, no part of this user and installation guide may be reproduced by any process without written permission of and acknowledgement to Gerard Lighting. **DISCLAIMER.** Gerard Lighting Pty Ltd reserves the right to alter the specifications, designs or other features of any items and to discontinue any items at any time without notice and without liability. While every effort is made to ensure that all information in this user and installation guide is correct, no warranty of accuracy is given and Gerard Lighting shall not be liable for any error. **TRADEMARKS.** The identified trademarks and copyrights are the property of Gerard Lighting Pty Ltd unless otherwise noted. Bluetooth is a registered trademark of Bluetooth SIG, Inc. Avi-on is registered trademark of Avi-on Labs, Inc.

Disclaimer :

1. Information provided regarding Compatible and Incompatible Load Types is a guide only.
2. Additional device(s) may be required to deal with certain site issues due to unknown factors such as supply impedance, mains ripple and type of load. Please contact Pierlite for more information.
3. Pierlite will not be held responsible for any expenses associated with any additional device(s) required to fix unknown site conditions such as above.