

# DIGINET DALI WALL PLATE DIMMER

On/off, dimming and Colour Temperature control for up to 50 DALI light fixtures.

DGDALIDM  
ROTARY DIMMER



DGDALIDM8  
ROTARY DIMMER AND COLOUR TEMPERATURE



## Overview

A Diginet DALI Wall Plate Dimmer with a built-in DALI bus power supply to power a DALI line and control up to 50 DALI drivers. Only a mains connection (Active and Neutral) and DALI connection (DA/DA) are required. No external DALI power supply or other equipment is required. Also no programming of the device or DALI drivers is required.

Click the dial to switch on/off light, rotate the dial clockwise to increase light intensity from 0% to

100%, rotate the dial anticlockwise to decrease light intensity from 100% to 0%. The installer can also set the minimum brightness value to a value greater than 0%.

Additionally, the DGDALIDM8 device allows the user to manually set colour temperature. Note this feature requires DALI type 8 (CCT) drivers to operate.

## Features

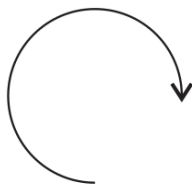
- Simple, on-wall control for DALI based light fixtures (push - on/off OR rotate - dim up/down)
- Colour Temperature control for DALI Type 8 (CCT) fixtures
- Built in 125mA DALI power supply (mains connection required)
- Can supply DALI power and control up to 50 DALI and DALI Type 8 drivers
- Configurable minimum brightness setting
- Can be connected in parallel to a DALI line for multi-point control (see page 4 for details)

## Applications

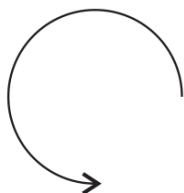
- Commercial offices
- Meeting rooms
- Board rooms
- Executive offices
- School classrooms
- Hospital wards

## Functions

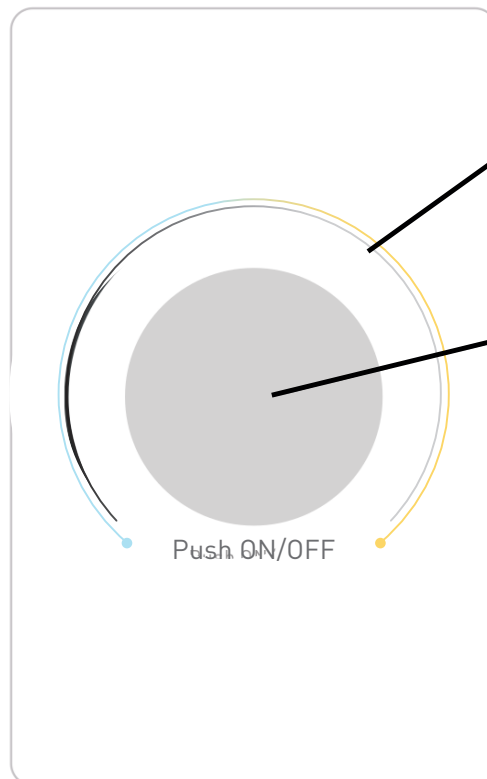
Rotate the dial clockwise to increase light level from 1% to 100%



Rotate the dial counter-clockwise to increase light level from 100% to 1%



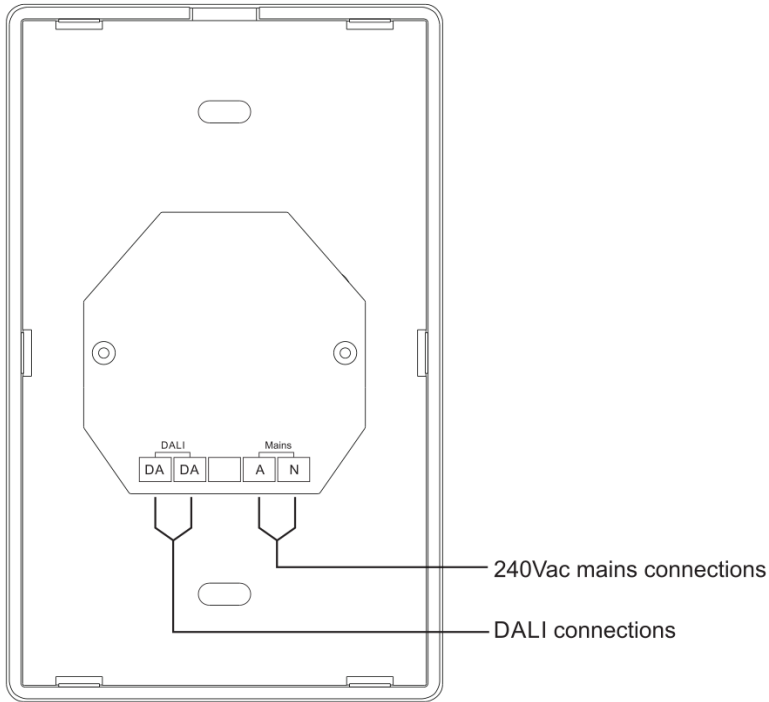
To set the minimum dimmed level, manually set the light fittings to the desired dimmed level, press and hold the rotary dial for 5 seconds, the DALI light fittings connected will flash once. The minimum level has now been set.



For DGDALIDM8, double click the dimmer dial and turn to adjust the colour temperature

Push the dial to switch lighting on/off

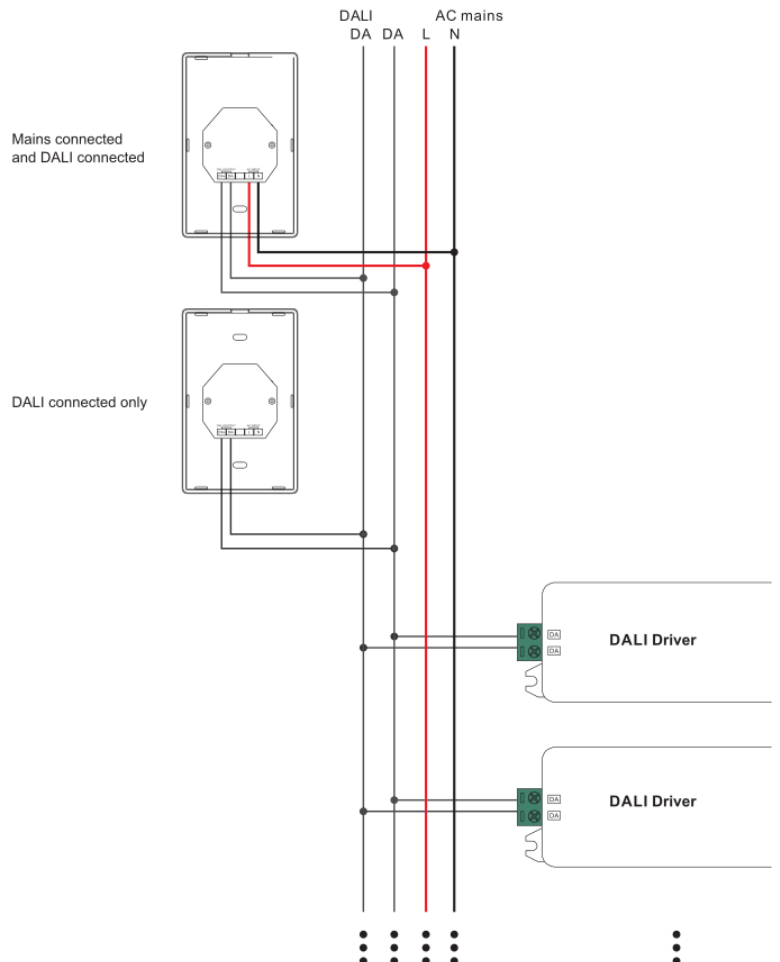
## Wiring



## Typical Connections

Up to four Diginet DALI Wall Plate Dimmers can be connected to the same DALI line. Connections can either be to (a) both Mains and DALI, or (b) DALI connections only. Typical connections are shown in the diagram to the right.

Note that only specific combinations of Mains and non-Mains powered units are possible on a DALI line. See the table on page 4 for more details.



## Possible combinations of Diginet DALI Wall Plate Dimmers on a DALI line





TOTAL NUMBER OF DIGINET DALI WALL PLATE DIMMERS	NUMBER OF MAINS AND DALI CONNECTED DEVICES	NUMBER OF DALI ONLY CONNECTED DEVICES	ACHIEVABILITY
1	1	0	Yes
1	0	1	No*
2	2	0	Yes
2	1	1	Yes
2	0	2	No*
3	2	1	Yes
3	1	2	Yes
3	3	0	No
3	0	3	No*
4	1	3	Yes
4	2	2	Yes
4	3	1	No
4	4	0	No
4	0	4	No*

\*Achievable, but only by adding an external DALI power supply to the DALI line

## Connecting multiple units to a DALI line

- More than two mains powered Diginet DALI Wall Plate Dimmers should not be connected to a DALI line. Connecting more than two mains powered units will exceed the maximum current allowed on a DALI line. This can permanently damage DALI devices or affect DALI communications.
- The Diginet DALI Wall Plate Dimmer will function on a DALI line with an external DALI power supply connected. If an external DALI power supply is connected, Diginet DALI Wall Plate Dimmers should not be connected to mains, only to DALI. If external DALI power supply is already connected to the DALI line, connecting a Diginet DALI Wall Plate Dimmer to mains will exceed the maximum current allowed on a DALI line. This can permanently damage DALI devices or affect DALI communications.

## Specifications

PARAMETER	SPECIFICATION
Connections	Mains (Active and Neutral) and DALI
Supply voltage	220-240Vac
Line voltage frequency	50Hz Nominal (47 - 53Hz)
DALI connection	DA/DA max 300m cable length
DALI power supply	125mA DALI output current
Open circuit output voltage	18Vdc
DALI address output	DALI Broadcast only
Ambient temperature	Ta = 0 to +50°C
Power consumption	2.3W (maximum)
Maximum number of DALI drivers controlled	50
Maximum number per DALI line	See table page 4
IP rating	IP20
Compliance	   

\*Achievable, but only by adding an external DALI power supply to the DALI line

## Dimensions

