



Phantom

## Phantom

The Phantom's perfectly balanced floating arm glides effortlessly at your fingertips. High performance LEDs produce over 65,000 lux (at one metre) while consuming a mere 31-watts of total energy consumption.

### Specifications

- 65,000 Lux at 1m with a light field diameter of 220mm (d10)
- High durability all metal construction with white powder coated finish
- Touch panel -4 stage dimming and on/off
- Fully sealed IP65 interchangeable head
- 50,000 hours average LED life over 15-25 years in normal use
- Removable sterilisable handle
- Head shaped for ease of cleaning and sterilisation
- Total wattage consumption 31-watts
- Colour temperature: 4000K
- Colour rendering (Ra): 96, (R9): 97
- Cyanosis compliant -complies with AS/NZS 1680.2.5 COI
- Intelligent thermal management system
- Adjustable floating balance
- Australian design and manufacture
- Warranty: 5 years on head and LEDs and 15 years on arm


### Application

- Minor procedure
- Pre and post operative areas
- Emergency areas
- Intensive care
- Day surgeries
- Resuscitation bays

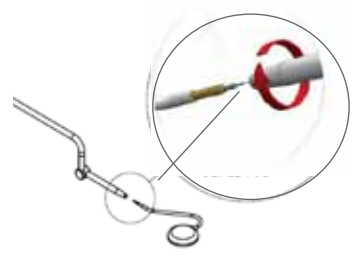




**Touch Panel**  
Easy clean IP65 membrane switch with ON/OFF switch and 4 stage dimming control.



**IP 65 Head**  
According to the Standard 'IEC 60529', for an IP65 item the first numeral '6' means this item is completely protected against dust and the second numeral '5' denotes it has protection against jets of water from all directions.



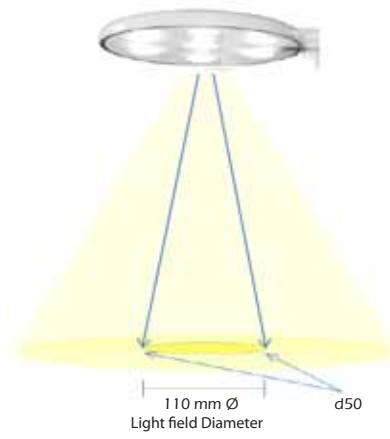
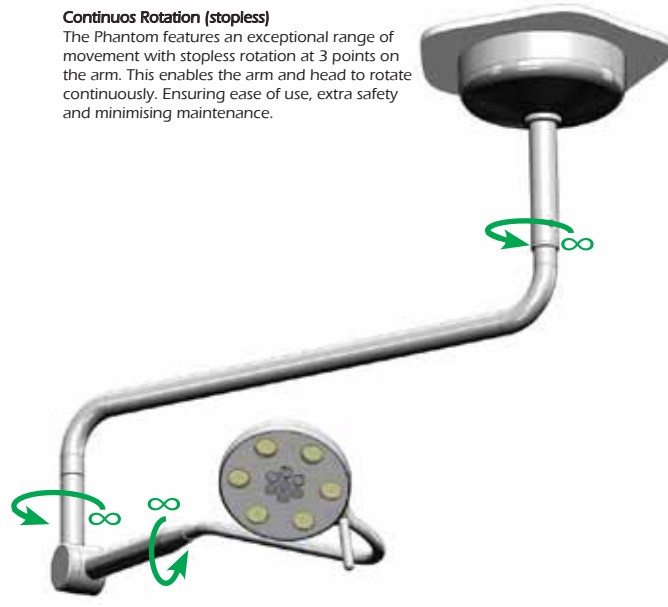
**Detachable Head**  
The Phantom head is detachable for easy maintenance and servicing.



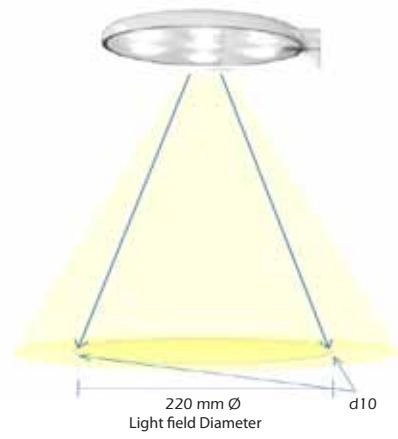
**Cyanosis Observation**  
The Phantom is approved for use in areas requiring compliance with AS/NZS 1680.2.5 for Cyanosis Observation.



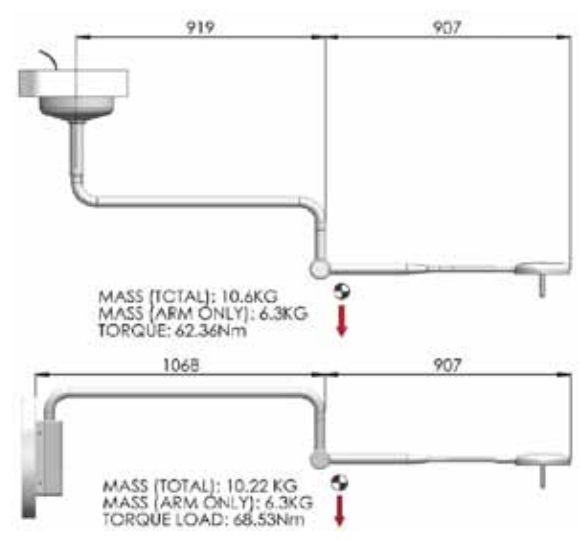
**Continuous Rotation (stopless)**  
The Phantom features an exceptional range of movement with stopless rotation at 3 points on the arm. This enables the arm and head to rotate continuously. Ensuring ease of use, extra safety and minimising maintenance.



**Distribution d50**  
-the diameter of the beam spread (or light field) at 50% of the peak intensity  
Light Field = 110 mm Ø



**Distribution d10**  
-the diameter of the beam spread (or light field) at 10% of the peak intensity  
Light Field = 220 mm Ø



Code	Description	Lamp	Total Consumption	Weight (Kg)
PHANTOM-C	Phantom Ceiling Mounted suits floor to ceiling fixing height between 2.7m and 3.33m	LED	31-watts	11
PHANTOM-2700	Phantom Ceiling Mounted suits floor to ceiling fixing height of 2.7m	LED	31-watts	11
PHANTOM-W	Phantom Wall Mounted	LED	31-watts	11