

VTX Gen 2 Highbay



PLEASE READ THESE INSTALLATION INSTRUCTIONS CAREFULLY BEFORE INSTALLING OR MAINTAINING THIS EQUIPMENT. THE PRODUCT IS DESIGNED FOR INSTALLATION AND MAINTENANCE IN ACCORDANCE WITH RELEVANT AUSTRALIAN STANDARDS (AS/NZ3000), THESE INSTRUCTIONS AND LOCAL REGULATIONS (WHERE APPLICABLE), BY AN AUTHORISED AND LICENCED ELECTRICIAN. THE INSTALLATION INSTRUCTIONS WERE CORRECT AT THE TIME OF PRINT. TO REFLECT CHANGES IN TECHNOLOGY AND AUSTRALIAN STANDARDS; GPS RESERVES THE RIGHT TO AMEND THE INSTRUCTIONS WITHOUT NOTICE. UPDATED GUIDELINES CAN BE FOUND ON RELEVANT BRAND WEB SITE.

IMPORTANT - THE PRODUCT MUST BE MAINTAINED AND OPERATED IN ACCORDANCE WITH THE MANUFACTURER'S INSTRUCTIONS, FAILURE TO DO SO MAY DAMAGE THE PRODUCT AND SERVICES. IT IS STRONGLY RECOMMENDED THAT THIS IMPORTANT NOTE BE COMMUNICATED TO THE OWNER AND OR OPERATOR OF THE INSTALLATION AT THE TIME OF SITE COMMISSIONING. GOOD PRACTICE DOES NOT RECOMMEND THE 24/7 USE OF PRODUCTS WITHOUT THE APPLICATION OF SUITABLE SWITCH CYCLE INTERVALS. GPS IS NOT RESPONSIBLE FOR ANY PRODUCT NOT MAINTAINED IN ACCORDANCE WITH THE RECOMMENDED PROCEDURES. ALL PRODUCTS SHOULD BE THOROUGHLY CLEANED ON A REGULAR BASIS TO ENSURE THE OPTICAL PERFORMANCE, TOGETHER WITH THE ELECTRICAL, MECHANICAL AND STRUCTURAL INTEGRITY AS DESIGNED, IS MAINTAINED THROUGHOUT THE SERVICE LIFE OF THE PRODUCT.




1. PRODUCT SPECIFICATION:

Type of Protection	- Class I Luminaire
IP Rating	- IP66
IK Rating	- 06 with PMMA (IK10 with PC diffuser)
Nominal Voltage	- 240V
Body material	- LM6 aluminum
Lens cover	- PMMA (clear or diffused)/PC clear
Circuit wattage	- see table below
Line current	- see table below
Inrush current	- COLD START 65A (t _{start} =425 μs measured at 50% I _{peak})
Power factor	- >0.95
Nominal Freq. (Hz)	- 50 Hz
Rated operating ambient temperature	- 35°C to +50°C
Warranty	- 7 years
LED Lifetime (L90) rated	- >54,000 hours
LED Lifetime (L70) projected	- >193,000 hours
Net Weight of luminaire	- 6.9kg
Suitable for direct mounting on flammable surfaces	- NO
Dimmable (if relevant refer brand web for approved list)	- NO
Installation orientation	- Suspended
Designed application	- Industrial
Flex and Plug	- 3m flex and 3pin plug

Product Code #	Lens	Power (W)	Line Current (A)	Luminous Flux (lm)	CCT (K)	CRI
VTXC0905G2	Clear	90	0.41	15,500	5000	75
VTXC1255G2	Clear	125	0.57	20,650	5000	75
VTXC1655G2	Clear	165	0.76	26,150	5000	75
VTXC0904G2	Clear	90	0.41	14,200	4000	80
VTXC1254G2	Clear	125	0.57	18,950	4000	80
VTXC1654G2	Clear	165	0.76	23,950	4000	80
VTXD1655G2	Diffuse	165	0.76	25,300	5000	75

2. PRODUCT LABEL: (Typical)



3. APPROVALS: The RCM marking of this product applies to AS/NZS CISPR15:2006 (EMC) "Limits and methods of measurement of radio disturbance characteristics of electrical lighting and similar equipment". This product is designed to conform to AS/NZS60598 "Luminaires, general requirements and tests".



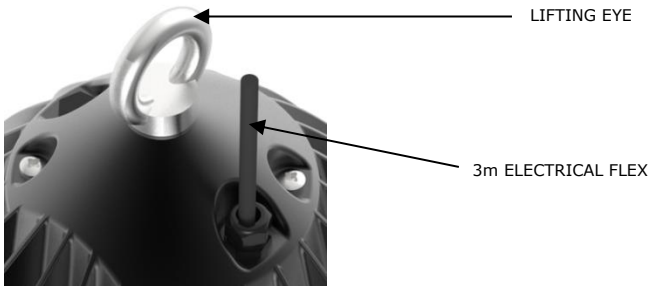
4. STORAGE: Prior to installation products are to be stored in cool and dry conditions.

5. APPLICATION: The installation application and orientation of the product is designed in accordance with the nominated product IP rating, class designation and these installation installations. Installation environments outside these conditions are not recommended.

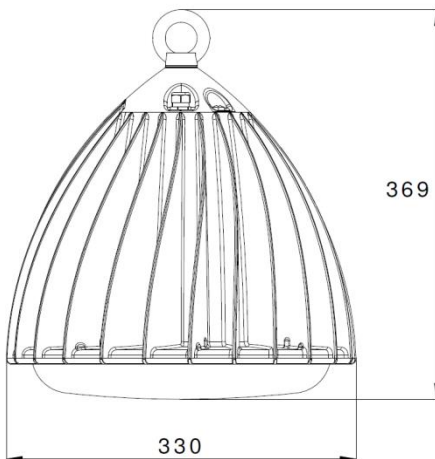
6. INSTALLATION / GENERAL: Installation of the product is to be completed by an authorized and licensed electrician, in accordance with these instructions, relevant Australia standards and local regulations (where applicable). Termination of product wiring, together with the installation of the product must be in a manner that maintains the integrity of the designated IP rating of the product For electronic control equipment (when supplied) DO NOT MEGGER between A and N.

7. INSTALLATION / SPECIAL CONDITIONS (relevant only for products approved for such an installation):

Interior highbay products must be vertically suspended using the lifting eye provided. The method of suspension (chain etc) must be able to support at least 5 times the total weight of the fitting. Do not install where air movement will cause the fitting to swing about, causing wear and tear of attachment points. Luminaires should be installed where access for maintenance is practical and allows for maintenance to be completed in accordance with the manufacturer's recommendations.



8. DRAWINGS



9. MAINTENANCE:

(a) The supply must be isolated before opening or accessing the luminaire. Product maintenance is IMPORTANT and is critical to the products designed performance. The product is to be maintained in accordance with the manufacturer's instructions. For the latest product maintenance guides please go to relevant brand web site. GPS is not responsible for any product not maintained in accordance with the recommended procedure or intervals.

(b) Lamps (where provided): The product is designed with the supplied (LEDs) / LAMP/s and it is strongly recommended that any LAMP / (LEDs) changes (if any) be made in accordance with the type, colour and brand supplied. For recommended LAMP / LED maintenance or operating guides (inclusive of recommended product switch cycles and mandatory run-in procedures for HID and Fluorescent lamps when used with dimming circuits), GPS recommends the application of the lamp manufacturer's operating guidelines, which can be found on manufacturer's website. GPS is not responsible for the product performance of alternative lamp/s used. As a member of FluroCycle, we encourage recycling of lamps and components.

(c) Battery (where provided): The battery is designed with a rated average battery design life of 25,000 hrs. in standby mode. The battery is supported with a standard 12 month warranty; conditional of the product being maintained and operated in accordance with the manufacturer's guidelines and tested in accordance with AS/NZS2293. For guidelines see product installation instructions or visit the relevant brand web site.

(d) For products supplied with glass visors or covers, do not operate the product with a damaged visor or cover; it is recommended the product be turned off, area surrounding the product vacated and the damaged glass replaced by a professional installer immediately.

10. WARRANTY INSTRUCTIONS: For the purpose of warranty claims (if any) the following instructions apply:

Warranty components – HLED Pro, (identified as the driver & LED unit only). **Warranty period** - The above components are provided with a warranty of SEVEN (7) years against manufacturing defects or failure to perform to specifications for products installed by an authorised installer in accordance with the manufacturer's installation instructions and which have not been subject to incorrect operation or maintenance, unauthorised modification or damage arising from any intervening cause.

Warranty reference - The warranty reference date commences from the date of purchase.

Warranty point of contact – Gerard Professional Solutions Pty Ltd, 96 Gow Street Padstow NSW 2211, phone T 1300 799 300 contact – GPS After Sales Support.

Warranty claim procedure – For the purpose of making a claim the customer must:

1. Contact the "point of contact" above and upon provision of proof of purchase the customer will receive a goods return advice (GRA) number. 2. At the customer's expense, collect and return the goods to the "point of contact" with the issued GRA number. 3. Upon receipt of the goods, GPS will review the claim and if found to be accepted, GPS will return a replacement product to the customer to install at the customer's expense. Alternatively if the claim is rejected, the customer may request the return of the goods at their expense. **Consumer Contracts** - The benefits to the customer given by the GPS warranty are in addition to other rights and remedies of the customer if the goods are the subject of a Consumer Contract under the Australian Consumer Law. In that event the following statement is required to be brought to the Consumer's attention: - *Our goods come with guarantees that cannot be excluded under the Australian Consumer Law. You are entitled to a replacement or refund for a major failure and for compensation for any other reasonably foreseeable loss or damage. You are also entitled to have the goods repaired or replaced if the goods fail to be of acceptable quality and the failure does not amount to a major failure.* **Limitation of Liability** – if the goods are not purchased by the customer under a Consumer Contract within the Australian Consumer Law then but not otherwise; - (a) the Company is not liable in tort for any loss or damage suffered by the customer or by any third party; and (b) in no circumstances is GPS liable to the customer or to any third party for any loss of profits, loss of anticipated savings, economic loss or interruption of business or for any indirect or consequential loss (Consequential Loss).

Terms of Sale – these Warranty provisions are in substitution for any inconsistent provisions in the GPS Terms and Conditions of Sale in so far as they apply to the Warranty components.

VTX Gen 2 Highbay Dali



PLEASE READ THESE INSTALLATION INSTRUCTIONS CAREFULLY BEFORE INSTALLING OR MAINTAINING THIS EQUIPMENT. THE PRODUCT IS DESIGNED FOR INSTALLATION AND MAINTENANCE IN ACCORDANCE WITH RELEVANT AUSTRALIAN STANDARDS (AS/NZ3000), THESE INSTRUCTIONS AND LOCAL REGULATIONS (WHERE APPLICABLE), BY AN AUTHORISED AND LICENCED ELECTRICIAN. THE INSTALLATION INSTRUCTIONS WERE CORRECT AT THE TIME OF PRINT. TO REFLECT CHANGES IN TECHNOLOGY AND AUSTRALIAN STANDARDS; GPS RESERVES THE RIGHT TO AMEND THE INSTRUCTIONS WITHOUT NOTICE. UPDATED GUIDELINES CAN BE FOUND ON RELEVANT BRAND WEB SITE.

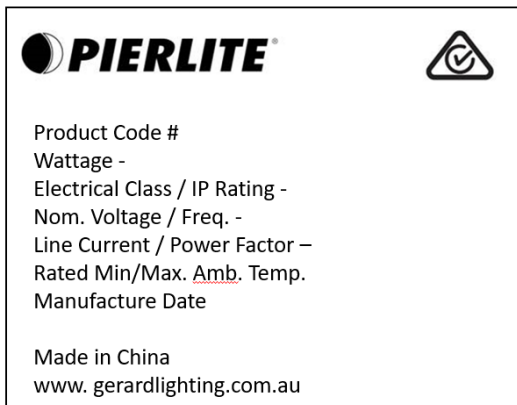
IMPORTANT - THE PRODUCT MUST BE MAINTAINED AND OPERATED IN ACCORDANCE WITH THE MANUFACTURER'S INSTRUCTIONS, FAILURE TO DO SO MAY DAMAGE THE PRODUCT AND SERVICES. IT IS STRONGLY RECOMMENDED THAT THIS IMPORTANT NOTE BE COMMUNICATED TO THE OWNER AND OR OPERATOR OF THE INSTALLATION AT THE TIME OF SITE COMMISSIONING. GOOD PRACTICE DOES NOT RECOMMEND THE 24/7 USE OF PRODUCTS WITHOUT THE APPLICATION OF SUITABLE SWITCH CYCLE INTERVALS. GPS IS NOT RESPONSIBLE FOR ANY PRODUCT NOT MAINTAINED IN ACCORDANCE WITH THE RECOMMENDED PROCEDURES. ALL PRODUCTS SHOULD BE THOROUGHLY CLEANED ON A REGULAR BASIS TO ENSURE THE OPTICAL PERFORMANCE, TOGETHER WITH THE ELECTRICAL, MECHANICAL AND STRUCTURAL INTEGRITY AS DESIGNED, IS MAINTAINED THROUGHOUT THE SERVICE LIFE OF THE PRODUCT.



1. PRODUCT SPECIFICATION:

Type of Protection	- Class I Luminaire
IP Rating	- IP66
IK Rating	- 06 with PMMA (IK10 with PC diffuser)
Nominal Voltage	- 240V
Body material	- LM6 aluminum
Lens cover	- PMMA (clear or diffused)/PC clear
Circuit wattage	- see table below
Line current	- see table below
Inrush current	- COLD START 65A ($t_{\text{start}}=425 \mu\text{s}$ measured at 50% I_{peak})
Power factor	- >0.95
Nominal Freq. (Hz)	- 50 Hz
Rated operating ambient temperature	- 35°C to +50°C
Warranty	- 5 years
LED Lifetime (L90) rated	- >54,000 hours
LED Lifetime (L70) projected	- >193,000 hours
Net Weight of luminaire	- 6.9kg
Suitable for direct mounting on flammable surfaces	- NO
Dimmable (if relevant refer brand web for approved list)	- Dali
Installation orientation	- Suspended
Designed application	- Industrial
Flex and Plug	- 3m flex and 3pin plug

Product Code #	Lens	Power (W)	Line Current (A)	Luminous Flux (lm)	CCT (K)	CRI
VTXC1654DAG2	Clear	165	0.76	23,100	4000	80
VTXD1655DAG2	Clear	165	0.76	25,200	5000	75

2. PRODUCT LABEL: (Typical)


3. APPROVALS: The RCM marking of this product applies to AS/NZS CISPR15:2006 (EMC) "Limits and methods of measurement of radio disturbance characteristics of electrical lighting and similar equipment". This product is designed to conform to AS/NZS60598 "Luminaires, general requirements and tests".



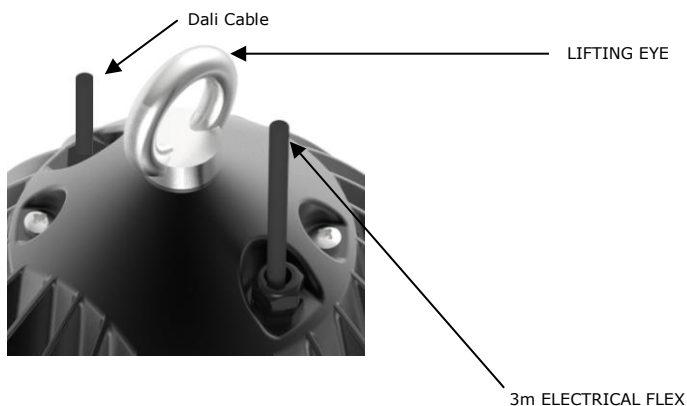
4. STORAGE: Prior to installation products are to be stored in cool and dry conditions.

5. APPLICATION: The installation application and orientation of the product is designed in accordance with the nominated product IP rating, class designation and these installation installations. Installation environments outside these conditions are not recommended.

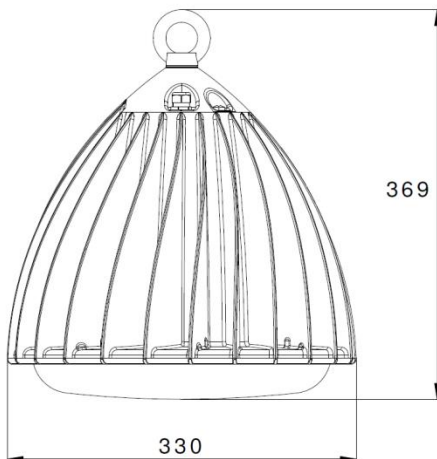
6. INSTALLATION / GENERAL: Installation of the product is to be completed by an authorized and licensed electrician, in accordance with these instructions, relevant Australia standards and local regulations (where applicable). Termination of product wiring, together with the installation of the product must be in a manner that maintains the integrity of the designated IP rating of the product For electronic control equipment (when supplied) DO NOT MEGGER between A and N.

7. INSTALLATION / SPECIAL CONDITIONS (relevant only for products approved for such an installation):

Interior highbay products must be vertically suspended using the lifting eye provided. The method of suspension (chain etc) must be able to support at least 5 times the total weight of the fitting. Do not install where air movement will cause the fitting to swing about, causing wear and tear of attachment points. Luminaires should be installed where access for maintenance is practical and allows for maintenance to be completed in accordance with the manufacturer's recommendations.



8. DRAWINGS



9. MAINTENANCE:

(a) The supply must be isolated before opening or accessing the luminaire. Product maintenance is **IMPORTANT** and is critical to the products designed performance. The product is to be maintained in accordance with the manufacturer's instructions. For the latest product maintenance guides please go to relevant brand web site. GPS is not responsible for any product not maintained in accordance with the recommended procedure or intervals.

(b) Lamps (where provided): The product is designed with the supplied (LEDs) / LAMP/s and it is strongly recommended that any LAMP / (LEDs) changes (if any) be made in accordance with the type, colour and brand supplied. For recommended LAMP / LED maintenance or operating guides (inclusive of recommended product switch cycles and mandatory run-in procedures for HID and Fluorescent lamps when used with dimming circuits), GPS recommends the application of the lamp manufacturer's operating guidelines, which can be found on manufacturer's website. GPS is not responsible for the product performance of alternative lamp/s used. As a member of FluroCycle, we encourage recycling of lamps and components.

(c) Battery (where provided): The battery is designed with a rated average battery design life of 25,000 hrs. in standby mode. The battery is supported with a standard 12 month warranty; conditional of the product being maintained and operated in accordance with the manufacturer's guidelines and tested in accordance with AS/NZS2293. For guidelines see product installation instructions or visit the relevant brand web site.

(d) For products supplied with glass visors or covers, do not operate the product with a damaged visor or cover; it is recommended the product be turned off, area surrounding the product vacated and the damaged glass replaced by a professional installer immediately.

10. WARRANTY INSTRUCTIONS: For the purpose of warranty claims (if any) the following instructions apply:

Warranty period - The above components are provided with a warranty of SEVEN (7) years against manufacturing defects or failure to perform to specifications for products installed by an authorised installer in accordance with the manufacturer's installation instructions and which have not been subject to incorrect operation or maintenance, unauthorised modification or damage arising from any intervening cause.

Warranty reference - The warranty reference date commences from the date of purchase.

Warranty point of contact - Gerard Professional Solutions Pty Ltd, 96 Gow Street Padstow NSW 2211, Phone T 1300 799 300 contact - GPS after Sales Support.

Warranty claim procedure - For the purpose of making a claim the customer must:

1. Contact the "point of contact" above and upon provision of proof of purchase the customer will receive a goods return advice (GRA) number. 2. At the customer's expense, collect and return the goods to the "point of contact" with the issued GRA number. 3. Upon receipt of the goods, GPS will review the claim and if found to be accepted, GPS will return a replacement product to the customer to install at the customer's expense. Alternatively if the claim is rejected, the customer may request the return of the goods at their expense. **Consumer Contracts** - The benefits to the customer given by the GPS warranty are in addition to other rights and remedies of the customer if the goods are the subject of a Consumer Contract under the Australian Consumer Law. In that event the following statement is required to be brought to the Consumer's attention: - *Our goods come with guarantees that cannot be excluded under the Australian Consumer Law. You are entitled to a replacement or refund for a major failure and for compensation for any other reasonably foreseeable loss or damage. You are also entitled to have the goods repaired or replaced if the goods fail to be of acceptable quality and the failure does not amount to a major failure.* **Limitation of Liability** - if the goods are not purchased by the customer under a Consumer Contract within the Australian Consumer Law then but not otherwise; - (a) the Company is not liable in tort for any loss or damage suffered by the customer or by any third party; and (b) in no circumstances is GPS liable to the customer or to any third party for any loss of profits, loss of anticipated savings, economic loss or interruption of business or for any indirect or consequential loss (Consequential Loss).

Terms of Sale - these Warranty provisions are in substitution for any inconsistent provisions in the GPS Terms and Conditions of Sale in so far as they apply to the Warranty components.